





Zenith Level 4 N. State Champ 103015

Team Results

Oct 30 - Nov 1, 2015

Page: 1
 Printed: 11/2/2015 12:50:27 PM
 Women / 4P / All Ages
 Session: All





Rank	Gym	Team	Score				
1	Kurt Thomas Gymn	L	193.850	47.350 1	49.250 1	48.250 3	49.000 1T
2	WOGA	L	193.725	46.975 2	49.000 2	48.750 1	49.000 1T
3	Texas Dreams	L	190.450	45.625 8	48.575 3	48.375 2	47.875 6
4	Precision Gymn	L	190.050	46.125 6	48.425 4	47.775 4	47.725 7T
5	Texas Best Gymn	L	189.600	46.825 3	47.775 7	46.875 9	48.125 4
6	Eagle's Wings	L	189.225	46.175 4	47.525 10	47.500 6	48.025 5
7	Sunbelt	L	187.950	45.875 7	47.325 12	47.025 7T	47.725 7T
8T	Champions Westlake	L	187.650	45.375 10T	48.075 6	46.800 10	47.400 11
8T	Texas Champion	L	187.650	45.250 14	47.650 8	47.025 7T	47.725 7T
10	Impact Athletic	L	187.525	45.075 16	47.475 11	46.550 12	48.425 3
11	Texas Elite	L	187.200	45.200 15	47.600 9	47.625 5	46.775 15
12	Flipnastics	L	186.875	46.150 5	48.275 5	45.250 17	47.200 12
13	J & R Gymnastics	L	185.975	45.375 10T	47.150 13	46.575 11	46.875 14
14	Crenshaw Athletic	L	185.625	45.375 10T	47.125 14T	45.700 14	47.425 10
15	United Elite	L	184.175	44.775 18	47.125 14T	45.300 16	46.975 13
16	Metroplex	L	182.750	43.750 22	46.750 17	45.900 13	46.350 18
17	Rock Solid Athletics	L	182.275	44.475 19	46.375 19	45.125 18	46.300 19

Zenith Level 4 N. State Champ 103015

Team Results

Oct 30 - Nov 1, 2015

Page: 2
Printed: 11/2/2015 12:50:27 PM
Women / 4P / All Ages
Session: All

Rank	Gym	Team	Score				
18	Concho Valley Gymn	L	181.875	45.325 13	45.575 20	44.850 20	46.125 21
19	Olympia Hills Gymn	L	181.800	45.050 17	46.400 18	43.950 22	46.400 17
20	Capital Gymnastics	L	181.650	45.525 9	47.025 16	45.100 19	44.000 22
21	Waxahachie Gymn	L	181.200	43.950 20T	45.250 21	45.550 15	46.450 16
22	Gymnastics Plus	L	178.950	43.950 20T	44.550 22	44.200 21	46.250 20